

## PATCHWORK FOR NATURE

Why not join our version of a community Nature reserve?

Leave patches of your garden to be wild for Nature.



- Choose one or more patches of your garden to be left wild;
- Leave berries and seed heads on as food for birds;
- Avoid using pesticides (they harm wildlife in the garden);
- Avoid peat products (to avoid harming Nature elsewhere and to reduce carbon emissions);
- Make a pond for wildlife \*;
- Let May be a “No Mow” month;
- Make a refuge for wildlife - e.g. pile of sticks in a corner;
- Use rainwater to water the garden (collect in a water butt);



*Hedgehog in Imperial Road*

If you are doing any 5 of the above, sign up with your address & postcode. (Or contact us via our website.) Then we'll add you to our web page.

\* How to make a pond: <https://bit.ly/3Oj6mbd>



## PATCHWORK FOR NATURE

Why not join our version of a community Nature reserve?

Leave patches of your garden to be wild for Nature.



- Choose one or more patches of your garden to be left wild;
- Leave berries and seed heads on as food for birds;
- Avoid using pesticides (they harm wildlife in the garden);
- Avoid peat products (to avoid harming Nature elsewhere and to reduce carbon emissions);
- Make a pond for wildlife \*;
- Let May be a “No Mow” month;
- Make a refuge for wildlife - e.g. pile of sticks in a corner;
- Use rainwater to water the garden (collect in a water butt);



*Hedgehog in Imperial Road*

If you are doing any 5 of the above, sign up with your address & postcode. (Or contact us via our website.) Then we'll add you to our web page.



\* How to make a pond: <https://bit.ly/3Oj6mbd>



## PATCHWORK FOR NATURE



(See over for how to join)

Watch out for all the wild life in your garden.



Some more ideas:

- Choose plants that don't need to be watered;
- Plant a tree (stores carbon);
- Use lower carbon organic fertiliser;
- A wormery will turn kitchen waste (not meat) into worm compost fertiliser;
- Collect fallen leaves to make leaf mould - a mulch to improve your soil;
- Cut down on digging (it releases carbon);
- Propagate with seeds and cuttings, and share with friends (save money);
- Remove paving slabs and plant perennials.





[greeninginbeeston.weebly.com](http://greeninginbeeston.weebly.com)

## PATCHWORK FOR NATURE



(See over for how to join)

Watch out for all the wild life in your garden.



Some more ideas:

- Choose plants that don't need to be watered;
- Plant a tree (stores carbon);
- Use lower carbon organic fertiliser;
- A wormery will turn kitchen waste (not meat) into worm compost fertiliser;
- Collect fallen leaves to make leaf mould - a mulch to improve your soil;
- Cut down on digging (it releases carbon);
- Propagate with seeds and cuttings, and share with friends (save money);
- Remove paving slabs and plant perennials.



[greeninginbeeston.weebly.com](http://greeninginbeeston.weebly.com)